



Kentucky High School Athletic Association

2280 Executive Drive ° Lexington, KY 40505 ° www.khsaa.org ° (859)299-5472 (859)293-5999 (fax)

To: Superintendent, Principal, and Athletic Director

From: Brigid L. DeVries, Commissioner
Larry Boucher, Assistant Commissioner *LB*


Date: June 20, 2003

Subject: 2002-2003 Annual Report Forms Submission

School: Edmonson County High School

Enclosed please find a copy of Form T-65, The 2002-2003 Annual Report Forms Checklist. In addition, you may find an attachment with corrected copies of the forms submitted by your school personnel. Please review this information so the forms can be completed accurately in the future. Also, KHSAA Audit Staff may have requested a re-submission of some of the 2002-2003 Annual Report Forms or need additional information on your athletic programs. Please submit this information by the date requested if this is applicable. Copies and all KHSAA Title IX documents must be kept current and included in your permanent Title IX File at the school. All documents are subject to Open Records Requests.

Should you need any further information, please do not hesitate to call anytime.



MEMORANDUM

TO: KHSAA Member School Superintendents, Principals, and Athletic Directors

FROM: Brigid L. DeVries, Commissioner
Larry Boucher, Executive Assistant Commissioner *LB*

DATE: June 2, 2003

RE: 2003 Title IX Forms Submission

School	Edmonson County High School	Reviewed by	Gordon Bocock
--------	-----------------------------	-------------	---------------

The following is a status report regarding the required 2002 - 2003 Title IX submission of forms due in to the KHSAA office by April 15, 2003. Appropriate audit personnel have reviewed these forms and the following is a summary of this review.

I. Checklist of Forms properly submitted in a satisfactory manner:

✓	GE 19 (Annual Verification)	✓	T-35 (Budget Expenses)
✓	T-1 (Summary Program Chart 1)	✓	T-36 (Budget Expenses)
✓	T-2 (Summary Program Chart 2)	✓	T-41 (Checklist - Overall Interscholastic Program)
✓	T-3 (Summary Program Chart 3)	✓	T-60 (Corrective Action Plan)
✓	T-4 (Summary Program Chart 4)	✓	T-63 (Interscholastic Survey Results)

II. Status

A.		2002 - 2003 Forms are satisfactory and no further information or action is necessary at this time.
B.	✓	Errors have been noted with respect to the following forms and corrected copies are being returned to you for placement in your Title IX file to ensure proper submission in the future. <ul style="list-style-type: none"> • Form T-4
C.		The following forms were omitted and must be submitted by school representatives.
	✓	Other Recommendation and Comments: <ul style="list-style-type: none"> • Form T-35 indicates a \$4, 509.49 difference in boys' and girls' travel expenses. Please submit a report to the report to the KHSAA by August 1, 2003 to explain this disparity, as well as any corrective action.


2002-2003
ACCOMODATION OF INTERESTS AND ABILITIES+
SUMMARY PROGRAM CHART 4

Levels of Competition Test One

		Column 1	Column 2	Column 3
Girls	Team Levels	Number of Teams Currently Offered	Number of Participants	Percentage of Participants at Each Level
Row 1	varsity:	6	$89 \div 148$	57% → 60%
Row 2	j.v.:	3	$41 \div 148$	30% → 28%
Row 3	frosh:	2	$18 \div 148$	13% → 12%
Row 4	total:		148	100%
Boys				
Row 5	varsity:	6	108	68%
Row 6	j.v.:	2	40	26%
Row 7	frosh:	1	9	6%
Row 8	total:		157	100%

- 1) Column 1, list the number of interscholastic teams offered for girls and boys at each competitive level; varsity, junior varsity, and freshman. (Refer to Form T-2, Accommodation of Interests and Abilities, Summary Program Chart 2, Column 1.)
- 2) For Column 2, list the number of participants at each level. For girls, total the entries in Rows 1, 2, and 3 into Row 4. For boys, total the entries in Rows 5, 6, and 7 into Row 8. (Refer to Form T-2, Accommodation of Interests and Abilities, Summary Program Chart 2, Column 2.)
- 3) For Column 3, calculate the percentage of female and male participants at each level.
For girls' varsity, junior varsity, and frosh, respectively:
 - Divide Column 2, Row 1 by Column 2, Row 4, and place the percentage in Column 3, Row 1.
 - Divide Column 2, Row 2 by Column 2, Row 4, and place the percentage in Column 3, Row 2.
 - Divide Column 2, Row 3 by Column 2, Row 4, and place the percentage in Column 3, Row 3.
 For boys' varsity, junior varsity, and frosh, respectively:
 - Divide Column 2, Row 5 by Column 2, Row 8, and place the percentage in Column 3, Row 5.
 - Divide Column 2, Row 6 by Column 2, Row 8, and place the percentage in Column 3, Row 6.
 - Divide Column 2, Row 7 by Column 2, Row 8, and place the percentage in Column 3, Row 7.

Principal's Signature: Sandy Meredith Date: 4-9-03



MEMORANDUM

To: KHSAA Member School Superintendents, Principals, and Athletic Directors
 From: Brigid L. DeVries, Commissioner
 Larry Boucher, Assistant Commissioner

Date: JUNE 2, 2003

Re: 2003 Title IX Forms Submission

School: EDMONSON COUNTY

*Check
Budget
* over draft*

och

The following is a status report regarding forms which were due in to the KHSAA office by April 1 and the following is a summary of this review.

on of forms which
reviewed these forms

I. Checklist of Forms properly submitted in a

<input checked="" type="checkbox"/>	GE 19 (Annual Verification)		
<input checked="" type="checkbox"/>	T-1 (Summary Program Chart 1)		
<input checked="" type="checkbox"/>	T-2 (Summary Program Chart 2)		
<input checked="" type="checkbox"/>	T-3 (Summary Program Chart 3)		
<input checked="" type="checkbox"/>	T-4 (Summary Program Chart 4)	<input checked="" type="checkbox"/>	T-63 (Interscholastic Survey Results)

Program)

II. Status

A.		2002-2003 Forms are satisfactory and no further information or action is necessary at this time.
B.	<i>T-4</i>	Errors have been noted with respect to the following forms and corrected copies are being returned to you for placement in your Title IX file to ensure proper submission in the future. <i>Please correct your T-4 on your school copy.</i>
C.		The following forms were omitted and must be submitted by school representatives.
D.	<i>T-35</i>	Other Recommendation and Comments: <i>This form indicates a \$4,509.49 difference in boys and girls travel expenses. Please submit a report to the KHSAA to explain this disparity as well as any corrective action that may be needed.</i>

by August 1, 2003.

2002-2003
BUDGETED AND ACTUAL EXPENDITURES - PROGRAM COMPARISON CHART
TO INCLUDE BOOSTER CLUB FUNDING

	equipment and supplies		travel		awards		coaches' salaries (to include supplemental and extended employment)		facilities improvements		publications (if sport-specific)	
	B	E	B	E	B	E	B	E	B	E	B	E
G basketball	4,375.00	6,542.00		1,082.00		414.00	\$3,850 + \$3,850 + 10 days	\$3,850 + 10 days				
B basketball	4,375.00	6,700.94	★	5,591.49		414.00	\$3,850 + \$3,850 + 10 days	\$3,850 + 10 days				
G softball	2,675.00	2,941.00		130.00		215.00	\$1,900 + \$1,900 + 3 days	\$1,900 + 3 days				
B baseball	2,675.00	3,115.00		210.00		230.00	\$1,900 + \$1,900 + 3 days	\$1,900 + 3 days				
G cross country	1,050.00	830.89		2,995.00		281.73	\$2,850	\$2,850				
B cross country	1,050.00	830.89		2,995.00		281.73	Boys & Girls	Boys & Girls				
G golf	1,337.50	1,225.00		1,281.25		373.00	\$2,000	\$2,000				
B golf	1,337.50	1,225.00		1,281.25		373.00	\$2,000	\$2,000				
G soccer												
B soccer												
G swimming												
B swimming												

1. Budget and expenditures on this 2002-2003 year report due by April 15, 2003, should reflect the total monies budgeted and spent for the entire year of 2001-2002 ending June 30, 2002.
2. "B" is for budgeted dollar amounts and "E" is for actual dollar expenditures.
3. Booster Club Funding/Contributions must be included in the expenditures total.

Principal's Signature: Sony Meredith Date: 4-9-03

**2002-2003
BUDGETED AND ACTUAL EXPENDITURES - PROGRAM COMPARISON CHART 2
TO INCLUDE BOOSTER CLUB FUNDING**

Teams	equipment and supplies		travel		awards		coaches' salaries (to include supplemental and extended employment)		facilities improvements		publications (if sport-specific)	
	B	E	B	E	B	E	B	E	B	E	B	E
G track	1,337.50	1,242.00		385.00		274.22	1,425.00	1,425.00				
B track	1,337.50	1,242.00		385.00		274.22	1,425.00	1,425.00				
G tennis												
B tennis												
G volleyball	2,763.35	4,250.00		286.00		420.31	2,000.00	2,000.00				
B wrestling												
G (list sport)												
B (football)	7,200.00	9,543.25		2,116.75		726.00	3,850 + 10 days	3,850 + 10 days				
G (list sport)												
B (list sport)												

1. Budget and expenditures on this 2002-2003 year report due by April 15, 2003, should reflect the total monies budgeted and spent for the entire year of 2001-2002 ending June 30, 2002.
2. "B" is for budgeted dollar amounts and "E" is for actual dollar expenditures.
3. Booster Club Funding/Contributions must be included in the expenditures total.

Principal's Signature: Sandy Meredith Date: 4-9-03

2002-2003
TITLE IX
CORRECTIVE ACTION PLAN

School Name: Edmonson County
 School Year: 2002-2003
 Principal's Signature: *Sandy Meredith*
 Date: 4/9/03

To complete this form, indicate the intended area which needs corrective action, the suggested change and time table for implementation. You may copy this form as needed. Please attach corrective action plans along with audit forms and submit by April 15, 2003.

ITEM FOR CORRECTION	SUGGESTED CHANGE	TIME TABLE FOR CORRECTIVE ACTION
Investigate Addition of Soccer	Addition of Boys & Girls Soccer	Develop organizational meetings for team formation before June 1, 2003.
Investigate Addition of Tennis	Addition of Boys & Girls Tennis	Develop organizational meetings for team formation before June 1, 2003.

* An explanation (status report) is needed for all areas identified previously as items for correction as well as all areas currently identified as items for correction. This form shall be typed.

Principal's Signature: *Sandy Meredith* Date: 4-9-03

Edmonson County High School Items to Remember Concerning Title IX Compliance

In the last five years, the Edmonson County School District has:

1. Added Girl's Volleyball at the Varsity, Junior Varsity, and Freshmen levels.
2. Constructed both Softball and Baseball Concession and Bathroom facilities that are identical.
3. Constructed a new Softball field that is comparable to the Baseball field.
4. Developed a Booster Club Statement of Agreement between booster clubs and Edmonson County High School using the draft agreement provided by the KHSAA as a model for this agreement.

2002-2003 KHSAA TITLE IX ATHLETICS AUDIT

KHSAA
Form T41
Rev. 9/02

Checklist - Overall Interscholastic Athletics Program

Areas of Compliance	ADVANTAGE TO (Respond based on Internal Evaluation by checking the appropriate column.)		
	GIRLS' PROGRAM	BOYS' PROGRAM	NEITHER PROGRAM
OPPORTUNITIES			
Accommodation of Interest and Abilities			X
BENEFITS			
Equipment and Supplies			X
Scheduling of Games and Practice Time			X
Travel and Per Diem Allowances			X
Coaching			X
Locker Rooms, Practice and Competitive Facilities			X
Medical and Training Facilities and Services			X
Publicity			X
Support Services			X
Athletic Scholarships			X
Tutoring			X
Housing and Dining Facilities and Services			X
Recruitment of Student Athletes			X

Principal's Signature: Gary Meredith Date: 4-9-03

2002-2003 INTERSCHOLASTIC ATHLETICS SURVEY

Summary of Student Responses

School Name: Edmonson County
School Enrollment: 584 9-12, 432 9-11
Date: March 24, 2003
Completed By: Brian Alexander, Athletic Dir.

Instructions:

1. Summarize the Student Athletics Interest Surveys Form T-61 by listing the total number of responses on the line next to each sport.
2. Under the Other Category please provide a listing of the sports as well as the number of students who are interested in participating.
3. Please sign and date the Summary Form (T-63) and mail the Summary Form only to the KHSAA by April 15, 2003. Do not mail the student surveys (Form T-61). However, these Forms should be maintained in your files in the event they are requested subsequently.

382 Number of Surveys
360 Total Returned
9-11 Grades Surveyed

How Was The Survey Administered? Survey was given to all 9, 10, 11 grades in
(e.g. was it given in all English classes, or all home rooms, or advisee/advisor?) attendance on 3/11/03
during 3rd block.

Fall Sports (List Total Number of Participation Responses)

5 Cross Country (Girls)
11 Cross Country (Boys)
3 Field Hockey (Girls)
58 Football (Boys)
1 Golf (Girls)
14 Golf (Boys)
52 Soccer (Girls)
17 Soccer (Boys)
44 Volleyball (Girls)
7 Volleyball (Boys)

Winter Sport (List Total Number of Participation Responses)

24 Basketball (Girls)
42 Basketball (Boys)
41 Gymnastics (Girls)
5 Indoor Track (Girls)
4 Indoor Track (Boys)
38 Swimming & Diving (Girls)
18 Swimming & Diving (Boys)
45 Wrestling (Boys)

Spring Sport (List Total Number of Participation Responses)

<u>51</u>	Baseball (Boys)
<u>22</u>	Fast Pitch Softball (Girls)
<u>14</u>	Slow Pitch Softball (Girls)
<u>43</u>	Tennis (Girls)
<u>16</u>	Tennis (Boys)
<u>24</u>	Track (Girls)
<u>18</u>	Track (Boys)

Other Sports (From Student Survey T-61 Question 10)

Name of Sport	Number of Students Interested In Participating
<u>Soccer</u>	<u>36</u>
<u>Swimming</u>	<u>18</u>
<u>Boxing</u>	<u>15</u>
<u>Wrestling</u>	<u>15</u>
<u>Gymnastics</u>	<u>9</u>
<u> </u>	<u> </u>
<u> </u>	<u> </u>
<u> </u>	<u> </u>

Number of Students who participate in Intramural Sports.
(From Student Survey T-61 Question 5)

<u>Sport</u>	<u>Number</u>
<u>Basketball</u>	<u>25</u>
<u>Baseball</u>	<u>9</u>
<u>Football</u>	<u>6</u>
<u>Girl's Soccer</u>	<u>6</u>
<u>Motocross</u>	<u>6</u>
<u>Gymnastics</u>	<u>6</u>

List Intramural Sports students are interested in adding:
(From Student Survey T-61 Question 6)

<u>Sport</u>	<u>Number</u>
<u>Girl's Soccer</u>	<u>23</u>
<u>Boy's Soccer</u>	<u>7</u>
<u>Swimming</u>	<u>22</u>
<u>Wrestling</u>	<u>15</u>
<u>Boxing</u>	<u>13</u>
<u>Gymnastics</u>	<u>6</u>

Participation in Non-School Sports Activities
 (From Student Survey T-61 Question 7)

<u>Sport</u>	<u>Number</u>
Basketball	25
Baseball	15
Softball	8
Football	8
Soccer	6
Gymnastics	6

Reasons for not participating in interscholastic athletics.
 (From Survey Question 8)

<u>Response</u>	<u>Number</u>
25 I prefer other activities such as band, chorus, etc.	
41 I don't have time	
15 The practice schedules and game times are inconvenient	
43 The sport I like isn't offered	
8 It's too expensive	
6 I prefer to participate in club or intramural sports	
26 Working	
55 Other	

Dress requirements conflicting with religious beliefs was most prominent reason listed in the "other" category.

Student Suggestions to encourage participation

- Girls Soccer
- Updated Sports
- More Variety

Samy Meredith
 Principal's Signature

4-9-03
 Date



APR 14 2003

**2002-2003 KENTUCKY HIGH SCHOOL ATHLETIC ASSOCIATION
ANNUAL VERIFICATION OF TITLE IX PROCEDURES
(To be submitted by April 15, 2003 along with other required forms)**

The Edmonson County High School, Brownsville, Kentucky
(Name of High School) (City)

certifies to the Kentucky High School Athletic Association that the following is an accurate and true representation of the facts surrounding compliance with 20 U.S.C. Sections 1681-1688, et. Seq. (also known as Title IX)

I certify the following provisions in accordance with records at the school contained in the permanent Title IX file, and to the best of my knowledge have completed the following tasks. (All boxes must be checked)

Established a gender equity committee at the high school. (list committee personnel and provide attachment if necessary)

Name	Address	Phone	Title
Mr. Darrell Cassady	P.O. Box 129, Brownsville KY	(270) 597-2101	Superintendent
Mr. Jeff Stice	P.O. Box 129, Brownsville KY	(270) 597-2101	Title IX Coord.
Mr. Gary Meredith	220 High School Rd., Brownsville KY	(270) 597-2151	Principal
Mr. Brian Alexander	220 High School Rd., Brownsville KY	(270) 597-2151	Athletic Dir.
Mr. Larry Starnes	220 High School Rd., Brownsville KY	(270) 597-2151	Asst. Athletic Dir.
Mr. Kevin Jackson	220 High School Rd., Brownsville KY	(270) 597-2151	Girls Basketball & Softball Coach
Ms. Peggy Meredith	P.O. Box 99, Brownsville KY	(270) 597-2281	Parent

Scheduled a minimum of three meetings during the 2002-2003 school year on the following dates:

- August 5, 2002
- February 28, 2003
- April 9, 2003

Designated the following person(s) as the Title IX coordinator for the school/district:

Name	Title	Address	Phone
Jeff Stice	Title IX Coordinator	P.O. Box 129 Brownsville, KY 42210,	(270) 597-2101

School personnel are continuing to make periodic reviews of the boys and girls athletics program reflected in the Corrective Action Plan.

In addition to the above information, the above referenced school maintains a complete permanent file relative to Title IX records including copies of the self-assessment audit, all corrective action plans, and other related materials.

Gary Meredith
Principal's Signature

4-9 2003
Date

Darrell Cassady
Superintendent Signature

Tommy Ritt
School Board Chairpersons' Signature

(Send original copy to KHSAA - Maintain duplicate in Title IX school folder)

Gender Equity Committee Continued

Mr. Mark Woosley	1304 Big Reedy Road Caneyville, KY	(270) 286-0057	Parent
Ms. Katrina Long	4179 Chalybeate School Road Bowling Green, KY	(270) 597-2549	Student
Mr. Daniel Skaggs	741 Indian Creek Road Brownsville, KY	(270) 597-2587	Student

2002-2003
ACCOMMODATION OF INTERESTS AND ABILITIES
SUMMARY PROGRAM CHART 1

KHSAA
 Form T1
 Rev. 9/02

Participation Opportunities Test One

		(Column 1)	(Column 2)	(Column 3)	(Column 4)
	Program	Enrollment	Percentage of Total Enrollment	Number of Interscholastic Participants (double and triple count)	Percentage of Total Participation
Row 1	GIRLS	278	48% ✓	148	49% ✓
Row 2	BOYS	306	52% ✓	157	51% ✓
Row 3	Totals	584 ✓	100% ✓	305 ✓	100% ✓

Instructions:

*Number of 8th grade students & below used in Column 4 calculations if applicable: 36

- Determine the total number of girls enrolled, (place in Row 1, Column 1). Determine the total number of boys enrolled, (place in Row 2, Column 1).
- Add the total number of girls and boys enrolled to determine total enrollment, (place in Row 3, Column 1).
- Calculate the percentage of total enrollment that is female. (Divide Row 1, Column 1 by row 3, Column 1 and place in Row 1, Column 2.) Calculate the percentage of total enrollment that is male. (Divide Row 2, Column 1 by Row 3, Column 1 and place in Row 2, Column 2.) Note: Row 1, Column 2 plus Row 2, Column 2 should total 100%.
- Ask the head coaches to review the most updated eligibility or squad lists for their teams. Ask coaches to confirm the names of those individuals who are on the team as of the first **date of competition**, and cross out the names of those who were cut from the team or quit the team prior to the first competitive event. Determine the total number of interscholastic athletics participants that are girls, (and place in Row 1, Column 3). In order to determine the total number of athletics participants, an individual should be counted each time he or she participates on a team. For example, if Jane Doe competes on the varsity volleyball team, the junior varsity volleyball team, the junior varsity basketball team, and the varsity softball team, she should be counted as four participants (**do not include club or intramural sports participants, cheerleaders, dance teams, or pom squads**). Calculate the same way for boys and girls. * In addition, should 8th grade students and below play on a Freshman, Junior Varsity, or Varsity team, they should also be counted for each team and sport on which they participate. If applicable, please asterisk the above notation as to how many 8th grade students & below are included in the totals. Using the same procedure, determine the total number of interscholastic athletic participants that are boys, (and place in Row 2, Column 3). Add Row 1, Column 3 plus Row 2, Column 3 to get total participants and place in Row 3, Column 3.
- Calculate the percentage of female participation. (Row 1, Column 3 divided by Row 3, Column 3 and place in Row 1, Column 4.) Calculate the percentage of male participation. (Row 2, Column 3 divided by Row 3, Column 3 and place in Row 2, Column 4.) Note: Row 1, Column 4 plus Row 2, Column 4 should total 100%.

Note: While being within three percent is not a formal compliance standard; if the percent listed in Row 1, Column 4 is within 3% of Row 1, Column 2, then it provides a good target within which compliance is likely.

Principal's Signature: Gary Meredith Date: 4-9-03

ACCOMMODATION OF INTERESTS AND ABILITIES
SUMMARY PROGRAM CHART 2

Participation Opportunities Test Two

		Column 1	Column 2	Column 3	Column 4	Column 5	
Program		Number of Teams Currently Offered	Number of Participants	Number of Teams Added in Last Five Years	Number of Participants Added in Last Five Years	Percent of Total Participation By Sex Added in Last 5 Years	
GIRLS	Row 1	varsity:	6	89	1	21	
	Row 2	j.v.:	3	41	1	12	
	Row 3	frosh:	2	18	1	7	
	Row 4	total:	11	148 ✓	3	40 ✓	27% ✓
BOYS	Row 5	varsity:	6	108	0	0	
	Row 6	j.v.:	2	40	0	0	
	Row 7	frosh:	1	9	0	0	
	Row 8	total:	9	157 ✓	0	0	0% ✓

- 1) For Column 1, list the number of interscholastic teams offered for girls and boys at each competitive level (varsity, junior varsity, and freshman). For girls, total each of the entries in Rows 1, 2, and 3 into Row 4. For boys, total Rows 5, 6, and 7 into Row 8.
- 2) For Column 2, list the number of participants at each level. For girls, total each of the entries in Rows 1, 2, and 3 into Row 4. For boys, total Rows 5, 6, and 7 into Row 8. **Note:** The totals in Row 4 for girls and in Row 8 for boys must be the same as the totals in Form T-1, Column 3, Rows 1 and 2 respectively.
- 3) For Column 3, list the number of interscholastic teams that have been added in the last five years at each competitive level. Count each team added during the 5 year period only one time. e.g. Girl's junior varsity soccer was added 3 years ago, count the team only once, not 3 times. For girls, total the entries in Rows 1, 2, and 3 into Row 4. For boys, total Rows 5, 6, and 7 into Row 8.
- 4) For Column 4, list the number of participants that are currently on each level of the teams that were added in the last five years. If a team was added previously but no longer exists, there are no current participants to be added for that team. For girls, total the entries in Rows 1, 2, and 3 into Row 4. For boys, total Rows 5, 6, and 7 into Row 8.
- 5) For Column 5, calculate the percentage of participants that have been added in the last five years. For girls, take the number in Column 4, Row 4 and divide by the number in Column 2, Row 4. For boys, take the number in Column 4, Row 8 and divide it by the number in Column 2, Row 8.

Note: If the percentage of current participants added in the last five years is 25% or greater, compliance with test two may be possible. If less than 25%, then compliance with test three should be analyzed. **CAUTION:** 25% is not a formal compliance standard.

Principal's Signature: Sandy Meredith Date: 4-9-03

2002-2003
ACCOMMODATION OF INTERESTS AND ABILITIES
SUMMARY PROGRAM CHART 3

Participation Opportunities Test Three

For any question answered "YES" identify the respective sport(s).

	GIRLS (Yes / No)	BOYS (Yes / No)
1. For a sport not currently played at the interscholastic level (varsity, junior varsity, or freshman) in your school, is there an intramural team offered for that sport?	No	No
2. For a sport <u>not</u> currently offered in your interscholastic athletics program, is there sufficient interest to form a viable interscholastic team based on participation on an intramural team or community recreation teams?	No	No
3. For a sport <u>not</u> currently offered, is there sufficient interest to form a viable interscholastic team based on student responses from the interscholastic survey?	Yes	Yes
4. For a sport currently offered at the varsity level only, is there sufficient interest to form a viable team for a junior varsity, or freshman team that is not currently offered?	No	No
5. For a sport currently offered at the junior varsity or freshman level is there sufficient interest to form a varsity team not currently offered?	No	No
6. If you answered YES to question (1), (2), (3), (4), or (5), are there enough high schools in your geographic area offering the sport (at the appropriate level) to allow for the development of a reasonable schedule of competition?	Yes	Yes

Principal's Signature: *Gary Meredith* Date: 4-9-03



2002-2003
ACCOMODATION OF INTERESTS AND ABILITIES+
SUMMARY PROGRAM CHART 4

Levels of Competition Test One

		Column 1	Column 2	Column 3
Girls	Team Levels	Number of Teams Currently Offered	Number of Participants	Percentage of Participants at Each Level
Row 1	varsity:	6	$89 \frac{5}{148}$	57% → 60%
Row 2	j.v.:	3	$41 \frac{5}{148}$	30% → 28%
Row 3	frosh:	2	$18 \frac{5}{148}$	13% → 12%
Row 4	total:		148	100%
Boys				
Row 5	varsity:	6	108	68%
Row 6	j.v.:	2	40	26%
Row 7	frosh:	1	9	6%
Row 8	total:		157	100%

- Column 1, list the number of interscholastic teams offered for girls and boys at each competitive level; varsity, junior varsity, and freshman. (Refer to Form T-2, Accommodation of Interests and Abilities, Summary Program Chart 2, Column 1.)
- For Column 2, list the number of participants at each level. For girls, total the entries in Rows 1, 2, and 3 into Row 4. For boys, total the entries in Rows 5, 6, and 7 into Row 8. (Refer to Form T-2, Accommodation of Interests and Abilities, Summary Program Chart 2, Column 2.)
- For Column 3, calculate the percentage of female and male participants at each level.
For girls' varsity, junior varsity, and frosh, respectively:
 - Divide Column 2, Row 1 by Column 2, Row 4, and place the percentage in Column 3, Row 1.
 - Divide Column 2, Row 2 by Column 2, Row 4, and place the percentage in Column 3, Row 2.
 - Divide Column 2, Row 3 by Column 2, Row 4, and place the percentage in Column 3, Row 3.
 -
 For boys' varsity, junior varsity, and frosh, respectively:
 - Divide Column 2, Row 5 by Column 2, Row 8, and place the percentage in Column 3, Row 5.
 - Divide Column 2, Row 6 by Column 2, Row 8, and place the percentage in Column 3, Row 6.
 - Divide Column 2, Row 7 by Column 2, Row 8, and place the percentage in Column 3, Row 7.

Principal's Signature: Sandy Meredith Date: 4-9-03





KENTUCKY HIGH SCHOOL ATHLETIC ASSOCIATION

TITLE IX

MEMBER SCHOOLS 2002-2003 ANNUAL REPORT FORMS

Submit to KHSAA
By April 15, 2003





**2002-2003 KENTUCKY HIGH SCHOOL ATHLETIC ASSOCIATION
ANNUAL VERIFICATION OF TITLE IX PROCEDURES
(To be submitted by April 15, 2003 along with other required forms)**

The Edmonson County High School, Brownsville, Kentucky
(Name of High School) (City)

certifies to the Kentucky High School Athletic Association that the following is an accurate and true representation of the facts surrounding compliance with 20 U.S.C. Sections 1681-1688, et. Seq. (also known as Title IX)

I certify the following provisions in accordance with records at the school contained in the permanent Title IX file, and to the best of my knowledge have completed the following tasks. (All boxes must be checked)

- Established a gender equity committee at the high school. (list committee personnel and provide attachment if necessary)

Name	Address	Phone	Title
Mr. Darrell Cassady	P.O. Box 129, Brownsville KY	(270) 597-2101	Superintendent
Mr. Jeff Stice	P.O. Box 129, Brownsville KY	(270) 597-2101	Title IX Coord.
Mr. Gary Meredith	220 High School Rd., Brownsville KY	(270) 597-2151	Principal
Mr. Brian Alexander	220 High School Rd., Brownsville KY	(270) 597-2151	Athletic Dir.
Mr. Larry Starnes	220 High School Rd., Brownsville KY	(270) 597-2151	Asst. Athletic Dir.
Mr. Kevin Jackson	220 High School Rd., Brownsville KY	(270) 597-2151	Girls Basketball & Softball Coach
Ms. Peggy Meredith	P.O. Box 99, Brownsville KY	(270) 597-2281	Parent

- Scheduled a minimum of three meetings during the 2002-2003 school year on the following dates:

August 5, 2002
February 28, 2003
April 9, 2003

- Designated the following person(s) as the Title IX coordinator for the school/district:

Jeff Stice Title IX Coordinator P.O. Box 129 Brownsville, KY 42210, (270) 597-2101
Name Title Address Phone

- School personnel are continuing to make periodic reviews of the boys and girls athletics program reflected in the Corrective Action Plan.

- In addition to the above information, the above referenced school maintains a complete permanent file relative to Title IX records including copies of the self-assessment audit, all corrective action plans, and other related materials.

Gary Meredith
Principal's Signature

4-9 2003
Date

Darrell Cassady
Superintendent Signature

Tommy Ritt
School Board Chairpersons' Signature

(Send original copy to KHSAA - Maintain duplicate in Title IX school folder)

Gender Equity Committee Continued

Mr. Mark Woosley	1304 Big Reedy Road Caneyville, KY	(270) 286-0057	Parent
Ms. Katrina Long	4179 Chalybeate School Road Bowling Green, KY	(270) 597-2549	Student
Mr. Daniel Skaggs	741 Indian Creek Road Brownsville, KY	(270) 597-2587	Student

2002-2003
ACCOMMODATION OF INTERESTS AND ABILITIES
SUMMARY PROGRAM CHART 1

KHSAA
 Form T1
 Rev. 9/02

Participation Opportunities Test One

		(Column 1)	(Column 2)	(Column 3)	(Column 4)
	Program	Enrollment	Percentage of Total Enrollment	Number of Interscholastic Participants (double and triple count)	Percentage of Total Participation
Row 1	GIRLS	278	48%	148	49%
Row 2	BOYS	306	52%	157	51%
Row 3	Totals	584	100%	305	100%

Instructions:

*Number of 8th grade students & below used in Column 4 calculations if applicable: 36

- 1) Determine the total number of girls enrolled, (place in Row 1, Column 1). Determine the total number of boys enrolled, (place in Row 2, Column 1).
- 2) Add the total number of girls and boys enrolled to determine total enrollment, (place in Row 3, Column 1).
- 3) Calculate the percentage of total enrollment that is female. (Divide Row 1, Column 1 by row 3, Column 1 and place in Row 1, Column 2.) Calculate the percentage of total enrollment that is male. (Divide Row 2, Column 1 by Row 3, Column 1 and place in Row 2, Column 2.) Note: Row 1, Column 2 plus Row 2, Column 2 should total 100%.
- 4) Ask the head coaches to review the most updated eligibility or squad lists for their teams. Ask coaches to confirm the names of those individuals who are on the team as of the first **date of competition**, and cross out the names of those who were cut from the team or quit the team prior to the first competitive event. Determine the total number of interscholastic athletics participants that are girls, (and place in Row 1, Column 3). In order to determine the total number of athletics participants, an individual should be counted each time he or she participates on a team. For example, if Jane Doe competes on the varsity volleyball team, the junior varsity volleyball team, the junior varsity basketball team, and the varsity softball team, she should be counted as four participants (**do not include club or intramural sports participants, cheerleaders, dance teams, or pom squads**). Calculate the same way for boys and girls. * In addition, should 8th grade students and below play on a Freshman, Junior Varsity, or Varsity team, they should also be counted for each team and sport on which they participate. If applicable, please asterisk the above notation as to how many 8th grade students & below are included in the totals. Using the same procedure, determine the total number of interscholastic athletic participants that are boys, (and place in Row 2, Column 3). Add Row 1, Column 3 plus Row 2, Column 3 to get total participants and place in Row 3, Column 3.
- 5) Calculate the percentage of female participation. (Row 1, Column 3 divided by Row 3, Column 3 and place in Row 1, Column 4.) Calculate the percentage of male participation. (Row 2, Column 3 divided by Row 3, Column 3 and place in Row 2, Column 4.) Note: Row 1, Column 4 plus Row 2, Column 4 should total 100%.

Note: While being within three percent is not a formal compliance standard; if the percent listed in Row 1, Column 4 is within 3% of Row 1, Column 2, then it provides a good target within which compliance is likely.

Principal's Signature: Sandy Meredith Date: 4-9-03

ACCOMMODATION OF INTERESTS AND ABILITIES
SUMMARY PROGRAM CHART 2

Participation Opportunities Test Two

		Column 1	Column 2	Column 3	Column 4	Column 5	
Program		Number of Teams Currently Offered	Number of Participants	Number of Teams Added in Last Five Years	Number of Participants Added in Last Five Years	Percent of Total Participation By Sex Added in Last 5 Years	
GIRLS	Row 1	varsity:	66	89	1	21	
	Row 2	j.v.:	3	41	1	12	
	Row 3	frosh:	2	18	1	7	
	Row 4	total:	11	148	3	40	27%
BOYS	Row 5	varsity:	6	108	0	0	
	Row 6	j.v.:	2	40	0	0	
	Row 7	frosh:	1	9	0	0	
	Row 8	total:	9	157	0	0	0%

- For Column 1, list the number of interscholastic teams offered for girls and boys at each competitive level (varsity, junior varsity, and freshman). For girls, total each of the entries in Rows 1, 2, and 3 into Row 4. For boys, total Rows 5, 6, and 7 into Row 8.
- For Column 2, list the number of participants at each level. For girls, total each of the entries in Rows 1, 2, and 3 into Row 4. For boys, total Rows 5, 6, and 7 into Row 8. **Note:** The totals in Row 4 for girls and in Row 8 for boys must be the same as the totals in Form T-1, Column 3, Rows 1 and 2 respectively.
- For Column 3, list the number of interscholastic teams that have been added in the last five years at each competitive level. Count each team added during the 5 year period only one time. e.g. Girl's junior varsity soccer was added 3 years ago, count the team only once, not 3 times. For girls, total the entries in Rows 1, 2, and 3 into Row 4. For boys, total Rows 5, 6, and 7 into Row 8.
- For Column 4, list the number of participants that are currently on each level of the teams that were added in the last five years. If a team was added previously but no longer exists, there are no current participants to be added for that team. For girls, total the entries in Rows 1, 2, and 3 into Row 4. For boys, total Rows 5, 6, and 7 into Row 8.
- For Column 5, calculate the percentage of participants that have been added in the last five years. For girls, take the number in Column 4, Row 4 and divide by the number in Column 2, Row 4. For boys, take the number in Column 4, Row 8 and divide it by the number in Column 2, Row 8.

Note: If the percentage of current participants added in the last five years is 25% or greater, compliance with test two may be possible. If less than 25%, then compliance with test three should be analyzed. **CAUTION:** 25% is not a formal compliance standard.

Principal's Signature: Sandy Meredith Date: 4-9-03

2002-2003
ACCOMMODATION OF INTERESTS AND ABILITIES
SUMMARY PROGRAM CHART 3

Participation Opportunities Test Three

For any question answered "YES" identify the respective sport(s).

	GIRLS (Yes / No)		BOYS (Yes / No)
1. For a sport not currently played at the interscholastic level (varsity, junior varsity, or freshman) in your school, is there an intramural team offered for that sport?	No		No
2. For a sport <u>not</u> currently offered in your interscholastic athletics program, is there sufficient interest to form a viable interscholastic team based on participation on an intramural team or community recreation teams?	No		No
3. For a sport <u>not</u> currently offered, is there sufficient interest to form a viable interscholastic team based on student responses from the interscholastic survey?	Yes		Yes
4. For a sport currently offered at the varsity level only, is there sufficient interest to form a viable team for a junior varsity, or freshman team that is not currently offered?	No		No
5. For a sport currently offered at the junior varsity or freshman level is there sufficient interest to form a varsity team not currently offered?	No		No
6. If you answered YES to question (1), (2), (3), (4), or (5), are there enough high schools in your geographic area offering the sport (at the appropriate level) to allow for the development of a reasonable schedule of competition?	Yes		Yes

Principal's Signature: *Gary Meredith* Date: 4-9-03

2002-2003
ACCOMODATION OF INTERESTS AND ABILITIES+
SUMMARY PROGRAM CHART 4

Levels of Competition Test One

		Column 1	Column 2	Column 3
Girls	Team Levels	Number of Teams Currently Offered	Number of Participants	Percentage of Participants at Each Level
Row 1	varsity:	6	89	57%
Row 2	j.v.:	3	41	30%
Row 3	frosh:	2	18	13%
Row 4	total:		148	100%
Boys				
Row 5	varsity:	6	108	68%
Row 6	j.v.:	2	40	26%
Row 7	frosh:	1	9	6%
Row 8	total:		157	100%

- 1) Column 1, list the number of interscholastic teams offered for girls and boys at each competitive level; varsity, junior varsity, and freshman. (Refer to Form T-2, Accommodation of Interests and Abilities, Summary Program Chart 2, Column 1.)
- 2) For Column 2, list the number of participants at each level. For girls, total the entries in Rows 1, 2, and 3 into Row 4. For boys, total the entries in Rows 5, 6, and 7 into Row 8. (Refer to Form T-2, Accommodation of Interests and Abilities, Summary Program Chart 2, Column 2.)
- 3) For Column 3, calculate the percentage of female and male participants at each level.
 - For girls' varsity, junior varsity, and frosh, respectively:
 - Divide Column 2, Row 1 by Column 2, Row 4, and place the percentage in Column 3, Row 1.
 - Divide Column 2, Row 2 by Column 2, Row 4, and place the percentage in Column 3, Row 2.
 - Divide Column 2, Row 3 by Column 2, Row 4, and place the percentage in Column 3, Row 3.
 -
 - For boys' varsity, junior varsity, and frosh, respectively:
 - Divide Column 2, Row 5 by Column 2, Row 8, and place the percentage in Column 3, Row 5.
 - Divide Column 2, Row 6 by Column 2, Row 8, and place the percentage in Column 3, Row 6.
 - Divide Column 2, Row 7 by Column 2, Row 8, and place the percentage in Column 3, Row 7.

Principal's Signature: Sandy Meredith Date: 4-9-03

**2002-2003
BUDGETED AND ACTUAL EXPENDITURES - PROGRAM COMPARISON CHART
TO INCLUDE BOOSTER CLUB FUNDING**

	equipment and supplies		travel		awards		coaches' salaries (to include supplemental and extended employment)		facilities improvements		publications (if sport-specific)	
	B	E	B	E	B	E	B	E	B	E	B	E
G basketball	4,375.00	6,542.00		1,082.00		414.00	\$3,850 + \$3,850 + 10 days 10 days					
B basketball	4,375.00	6,700.94		5,591.49		414.00	\$3,850 + \$3,850 + 10 days 10 days					
G softball	2,675.00	2,941.00		130.00		215.00	\$1,900 + \$1,900 + 3 days 3 days					
B baseball	2,675.00	3,115.00		210.00		230.00	\$1,900 + \$1,900 + 3 days 3 days					
G cross country	1,050.00	830.89		2,995.00		281.73	\$2,850 Boys & Girls					
B cross country	1,050.00	830.89		2,995.00		281.73	\$2,850 Boys & Girls					
G golf	1,337.50	1,225.00		1,281.25		373.00	\$2,000 \$2,000					
B golf	1,337.50	1,225.00		1,281.25		373.00	\$2,000 \$2,000					
G soccer												
B soccer												
G swimming												
B swimming												

- Budget and expenditures on this 2002-2003 year report due by April 15, 2003, should reflect the total monies budgeted and spent for the entire year of 2001-2002 ending June 30, 2002.
- "B" is for budgeted dollar amounts and "E" is for actual dollar expenditures.
- Booster Club Funding/Contributions must be included in the expenditures total.

Principal's Signature: Sony Meredith Date: 4-9-03

**2002-2003
BUDGETED AND ACTUAL EXPENDITURES - PROGRAM COMPARISON CHART 2
TO INCLUDE BOOSTER CLUB FUNDING**

Teams	equipment and supplies		travel		awards		coaches' salaries (to include supplemental and extended employment)		facilities improvements		publications (if sport-specific)	
	B	E	B	E	B	E	B	E	B	E	B	E
G track	1,337.50	1,242.00		385.00		274.22	1,425.00	1,425.00				
B track	1,337.50	1,242.00		385.00		274.22	1,425.00	1,425.00				
G tennis												
B tennis												
G volleyball	2,763.35	4,250.00		286.00		420.31	2,000.00	2,000.00				
B wrestling												
G (list sport)												
B (football)	7,200.00	9,543.25		2,116.75		726.00	3,850 + 10 days	3,850 + 10 days				
G (list sport)												
B (list sport)												

- Budget and expenditures on this 2002-2003 year report due by April 15, 2003, should reflect the total monies budgeted and spent for the entire year of 2001-2002 ending June 30, 2002.
- "B" is for budgeted dollar amounts and "E" is for actual dollar expenditures.
- Booster Club Funding/Contributions must be included in the expenditures total.

Principal's Signature: *Sandy Meredith* Date: 4-9-03

**2002-2003
TITLE IX
CORRECTIVE ACTION PLAN**

School Name: Edmonson County
 School Year: 2002-2003
 Principal's Signature: *Gary Meredith*
 Date: 4/9/03

To complete this form, indicate the intended area which needs corrective action, the suggested change and time table for implementation. You may copy this form as needed. Please attach corrective action plans along with audit forms and submit by April 15, 2003.

ITEM FOR CORRECTION	SUGGESTED CHANGE	TIME TABLE FOR CORRECTIVE ACTION
Investigate Addition of Soccer	Addition of Boys & Girls Soccer	Develop organizational meetings for team formation before June 1, 2003.
Investigate Addition of Tennis	Addition of Boys & Girls Tennis	Develop organizational meetings for team formation before June 1, 2003.

* An explanation (status report) is needed for all areas identified previously as items for correction as well as all areas currently identified as items for correction. This form shall be typed.

Principal's Signature: *Gary Meredith* Date: 4-9-03

Edmonson County High School Items to Remember Concerning Title IX Compliance

In the last five years, the Edmonson County School District has:

1. Added Girl's Volleyball at the Varsity, Junior Varsity, and Freshmen levels.
2. Constructed both Softball and Baseball Concession and Bathroom facilities that are identical.
3. Constructed a new Softball field that is comparable to the Baseball field.
4. Developed a Booster Club Statement of Agreement between booster clubs and Edmonson County High School using the draft agreement provided by the KHSAA as a model for this agreement.

2002-2003 KHSAA TITLE IX ATHLETICS AUDIT

KHSAA
Form T41
Rev. 9/02

Checklist - Overall Interscholastic Athletics Program

Areas of Compliance	ADVANTAGE TO (Respond based on Internal Evaluation by checking the appropriate column.)		
	GIRLS' PROGRAM	BOYS' PROGRAM	NEITHER PROGRAM
OPPORTUNITIES			
Accommodation of Interest and Abilities			X
BENEFITS			
Equipment and Supplies			X
Scheduling of Games and Practice Time			X
Travel and Per Diem Allowances			X
Coaching			X
Locker Rooms, Practice and Competitive Facilities			X
Medical and Training Facilities and Services			X
Publicity			X
Support Services			X
Athletic Scholarships			X
Tutoring			X
Housing and Dining Facilities and Services			X
Recruitment of Student Athletes			X

Principal's Signature: Gary Meredith

Date: 4-9-03



2002-2003 INTERSCHOLASTIC ATHLETICS SURVEY

Summary of Student Responses

School Name: Edmonson County
School Enrollment: 584 9-12, 432 9-11
Date: March 24, 2003
Completed By: Brian Alexander, Athletic Dir.

Instructions:

1. Summarize the Student Athletics Interest Surveys Form T-61 by listing the total number of responses on the line next to each sport.
2. Under the Other Category please provide a listing of the sports as well as the number of students who are interested in participating.
3. Please sign and date the Summary Form (T-63) and mail the Summary Form only to the KHSAA by April 15, 2003. Do not mail the student surveys (Form T-61). However, these Forms should be maintained in your files in the event they are requested subsequently.

382 Number of Surveys
360 Total Returned
9-11 Grades Surveyed

How Was The Survey Administered? Survey was given to all 9, 10, 11 grades in
(e.g. was it given in all English classes, or all home rooms, or advisee/advisor?) attendance on 3/11/03
during 3rd block.

Fall Sports (List Total Number of Participation Responses)

5 Cross Country (Girls)
11 Cross Country (Boys)
3 Field Hockey (Girls)
58 Football (Boys)
1 Golf (Girls)
14 Golf (Boys)
52 Soccer (Girls)
17 Soccer (Boys)
44 Volleyball (Girls)
7 Volleyball (Boys)

Winter Sport (List Total Number of Participation Responses)

24 Basketball (Girls)
42 Basketball (Boys)
41 Gymnastics (Girls)
5 Indoor Track (Girls)
4 Indoor Track (Boys)
38 Swimming & Diving (Girls)
18 Swimming & Diving (Boys)
45 Wrestling (Boys)

Spring Sport (List Total Number of Participation Responses)

<u>51</u>	Baseball (Boys)
<u>22</u>	Fast Pitch Softball (Girls)
<u>14</u>	Slow Pitch Softball (Girls)
<u>43</u>	Tennis (Girls)
<u>16</u>	Tennis (Boys)
<u>24</u>	Track (Girls)
<u>18</u>	Track (Boys)

Other Sports (From Student Survey T-61 Question 10)

Name of Sport	Number of Students Interested In Participating
<u>Soccer</u>	<u>36</u>
<u>Swimming</u>	<u>18</u>
<u>Boxing</u>	<u>15</u>
<u>Wrestling</u>	<u>15</u>
<u>Gymnastics</u>	<u>9</u>
<u> </u>	<u> </u>
<u> </u>	<u> </u>
<u> </u>	<u> </u>

Number of Students who participate in Intramural Sports.
(From Student Survey T-61 Question 5)

<u>Sport</u>	<u>Number</u>
<u>Basketball</u>	<u>25</u>
<u>Baseball</u>	<u>9</u>
<u>Football</u>	<u>6</u>
<u>Girl's Soccer</u>	<u>6</u>
<u>Motocross</u>	<u>6</u>
<u>Gymnastics</u>	<u>6</u>

List Intramural Sports students are interested in adding:
(From Student Survey T-61 Question 6)

<u>Sport</u>	<u>Number</u>
<u>Girl's Soccer</u>	<u>23</u>
<u>Boy's Soccer</u>	<u>7</u>
<u>Swimming</u>	<u>22</u>
<u>Wrestling</u>	<u>15</u>
<u>Boxing</u>	<u>13</u>
<u>Gymnastics</u>	<u>6</u>

Participation in Non-School Sports Activities
(From Student Survey T-61 Question 7)

<u>Sport</u>	<u>Number</u>
<u>Basketball</u>	<u>25</u>
<u>Baseball</u>	<u>15</u>
<u>Softball</u>	<u>8</u>
<u>Football</u>	<u>8</u>
<u>Soccer</u>	<u>6</u>
<u>Gymnastics</u>	<u>6</u>

Reasons for not participating in interscholastic athletics.
(From Survey Question 8)

<u>Response</u>	<u>Number</u>
<u>25</u> I prefer other activities such as band, chorus, etc.	
<u>41</u> I don't have time	
<u>15</u> The practice schedules and game times are inconvenient	
<u>43</u> The sport I like isn't offered	
<u>8</u> It's too expensive	
<u>6</u> I prefer to participate in club or intramural sports	
<u>26</u> Working	
<u>55</u> Other	



Dress requirements conflicting with religious beliefs was most prominent reason listed in the "other" category.

Student Suggestions to encourage participation

- Girls Soccer
- Updated Sports
- More Variety

Sandy Meredith
Principal's Signature

4-9-03
Date





KENTUCKY HIGH SCHOOL ATHLETIC ASSOCIATION

TITLE IX

MEMBER SCHOOLS 2002-2003 ANNUAL REPORT FORMS

Submit to KHSAA
By April 15, 2003





**2002-2003 KENTUCKY HIGH SCHOOL ATHLETIC ASSOCIATION
ANNUAL VERIFICATION OF TITLE IX PROCEDURES
(To be submitted by April 15, 2003 along with other required forms)**

The Edmonson County High School, Brownsville, Kentucky
(Name of High School) (City)

certifies to the Kentucky High School Athletic Association that the following is an accurate and true representation of the facts surrounding compliance with 20 U.S.C. Sections 1681-1688, et. Seq. (also known as Title IX)

I certify the following provisions in accordance with records at the school contained in the permanent Title IX file, and to the best of my knowledge have completed the following tasks. (All boxes must be checked)

- Established a gender equity committee at the high school. (list committee personnel and provide attachment if necessary)

Name	Address	Phone	Title
Mr. Darrell Cassady,	P.O. Box 129, Brownsville KY	(270) 597-2101,	Superintendent
Mr. Jeff Stice,	P.O. Box 129, Brownsville KY	(270) 597-2101,	Title IX Coord.
Mr. Gary Meredith,	220 High School Rd., Brownsville KY	(270) 597-2151,	Principal
Mr. Brian Alexander,	220 High School Rd., Brownsville KY	(270) 597-2151,	Athletic Dir.
Mr. Larry Starnes,	220 High School Rd., Brownsville KY	(270) 597-2151,	Asst. Athletic Dir.
Mr. Kevin Jackson,	220 High School Rd., Brownsville KY	(270) 597-2151,	Girls Basketball & Softball Coach
Ms. Peggy Meredith,	P.O. Box 99, Brownsville KY	(270) 597-2281,	Parent

- Scheduled a minimum of three meetings during the 2002-2003 school year on the following dates:

August 5, 2002

February 28, 2003

April 9, 2003

- Designated the following person(s) as the Title IX coordinator for the school/district:

Name	Title	Address	Phone
Jeff Stice	Title IX Coordinator	P.O. Box 129 Brownsville, KY 42210,	(270) 597-2101

- School personnel are continuing to make periodic reviews of the boys and girls athletics program reflected in the Corrective Action Plan.

- In addition to the above information, the above referenced school maintains a complete permanent file relative to Title IX records including copies of the self-assessment audit, all corrective action plans, and other related materials.

Gary Meredith
Principal's Signature

4-9 2003
Date

Darrell Cassady
Superintendent Signature

[Signature]
School Board Chairpersons' Signature

(Send original copy to KHSAA - Maintain duplicate in Title IX school folder)

Gender Equity Committee Continued

Mr. Mark Woosley	1304 Big Reedy Road Caneyville, KY	(270) 286-0057	Parent
Ms. Katrina Long	4179 Chalybeate School Road Bowling Green, KY	(270) 597-2549	Student
Mr. Daniel Skaggs	741 Indian Creek Road Brownsville, KY	(270) 597-2587	Student

2002-2003
ACCOMMODATION OF INTERESTS AND ABILITIES
SUMMARY PROGRAM CHART 1

KHSAA
 Form T1
 Rev. 9/02

Participation Opportunities Test One

		(Column 1)	(Column 2)	(Column 3)	(Column 4)
	Program	Enrollment	Percentage of Total Enrollment	Number of Interscholastic Participants (double and triple count)	Percentage of Total Participation
Row 1	GIRLS	278	48%	148	49%
Row 2	BOYS	306	52%	157	51%
Row 3	Totals	584	100%	305	100%

Instructions:

*Number of 8th grade students & below used in Column 4 calculations if applicable: 36

- 1) Determine the total number of girls enrolled, (place in Row 1, Column 1). Determine the total number of boys enrolled, (place in Row 2, Column 1).
- 2) Add the total number of girls and boys enrolled to determine total enrollment, (place in Row 3, Column 1).
- 3) Calculate the percentage of total enrollment that is female. (Divide Row 1, Column 1 by row 3, Column 1 and place in Row 1, Column 2.) Calculate the percentage of total enrollment that is male. (Divide Row 2, Column 1 by Row 3, Column 1 and place in Row 2, Column 2.) Note: Row 1, Column 2 plus Row 2, Column 2 should total 100%.
- 4) Ask the head coaches to review the most updated eligibility or squad lists for their teams. Ask coaches to confirm the names of those individuals who are on the team as of the first **date of competition**, and cross out the names of those who were cut from the team or quit the team prior to the first competitive event. Determine the total number of interscholastic athletics participants that are girls, (and place in Row 1, Column 3). In order to determine the total number of athletics participants, an individual should be counted each time he or she participates on a team. For example, if Jane Doe competes on the varsity volleyball team, the junior varsity volleyball team, the junior varsity basketball team, and the varsity softball team, she should be counted as four participants (**do not include club or intramural sports participants, cheerleaders, dance teams, or pom squads**). Calculate the same way for boys and girls. * In addition, should 8th grade students and below play on a Freshman, Junior Varsity, or Varsity team, they should also be counted for each team and sport on which they participate. If applicable, please asterisk the above notation as to how many 8th grade students & below are included in the totals. Using the same procedure, determine the total number of interscholastic athletic participants that are boys, (and place in Row 2, Column 3). Add Row 1, Column 3 plus Row 2, Column 3 to get total participants and place in Row 3, Column 3.
- 5) Calculate the percentage of female participation. (Row 1, Column 3 divided by Row 3, Column 3 and place in Row 1, Column 4.) Calculate the percentage of male participation. (Row 2, Column 3 divided by Row 3, Column 3 and place in Row 2, Column 4.) Note: Row 1, Column 4 plus Row 2, Column 4 should total 100%.

Note: While being within three percent is not a formal compliance standard; if the percent listed in Row 1, Column 4 is within 3% of Row 1, Column 2, then it provides a good target within which compliance is likely.

Principal's Signature: Sandy Meredith Date: 4-9-03

2002-2003
ACCOMMODATION OF INTERESTS AND ABILITIES
SUMMARY PROGRAM CHART 2

KHSAA
 Form T2
 Rev. 9/02

Participation Opportunities Test Two

		Column 1	Column 2	Column 3	Column 4	Column 5	
Program		Number of Teams Currently Offered	Number of Participants	Number of Teams Added in Last Five Years	Number of Participants Added in Last Five Years	Percent of Total Participation By Sex Added in Last 5 Years	
GIRLS	Row 1	varsity:	66	89	1	21	
	Row 2	j.v.:	3	41	1	12	
	Row 3	frosh:	2	18	1	7	
	Row 4	total:	11	148	3	40	27%
BOYS	Row 5	varsity:	6	108	0	0	
	Row 6	j.v.:	2	40	0	0	
	Row 7	frosh:	1	9	0	0	
	Row 8	total:	9	157	0	0	0%

- 1) For Column 1, list the number of interscholastic teams offered for girls and boys at each competitive level (varsity, junior varsity, and freshman). For girls, total each of the entries in Rows 1, 2, and 3 into Row 4. For boys, total Rows 5, 6, and 7 into Row 8.
- 2) For Column 2, list the number of participants at each level. For girls, total each of the entries in Rows 1, 2, and 3 into Row 4. For boys, total Rows 5, 6, and 7 into Row 8. **Note:** The totals in Row 4 for girls and in Row 8 for boys must be the same as the totals in Form T-1, Column 3, Rows 1 and 2 respectively.
- 3) For Column 3, list the number of interscholastic teams that have been added in the last five years at each competitive level. Count each team added during the 5 year period only one time. e.g. Girl's junior varsity soccer was added 3 years ago, count the team only once, not 3 times. For girls, total the entries in Rows 1, 2, and 3 into Row 4. For boys, total Rows 5, 6, and 7 into Row 8.
- 4) For Column 4, list the number of participants that are currently on each level of the teams that were added in the last five years. If a team was added previously but no longer exists, there are no current participants to be added for that team. For girls, total the entries in Rows 1, 2, and 3 into Row 4. For boys, total Rows 5, 6, and 7 into Row 8.
- 5) For Column 5, calculate the percentage of participants that have been added in the last five years. For girls, take the number in Column 4, Row 4 and divide by the number in Column 2, Row 4. For boys, take the number in Column 4, Row 8 and divide it by the number in Column 2, Row 8.

Note: If the percentage of current participants added in the last five years is 25% or greater, compliance with test two may be possible. If less than 25%, then compliance with test three should be analyzed. **CAUTION:** 25% is not a formal compliance standard.

Principal's Signature: Sandy Meredith Date: 4-9-03

2002-2003
ACCOMMODATION OF INTERESTS AND ABILITIES
SUMMARY PROGRAM CHART 3

Participation Opportunities Test Three

For any question answered "YES" identify the respective sport(s).

	GIRLS (Yes / No)		BOYS (Yes / No)
1. For a sport not currently played at the interscholastic level (varsity, junior varsity, or freshman) in your school, is there an intramural team offered for that sport?	No		No
2. For a sport <u>not</u> currently offered in your interscholastic athletics program, is there sufficient interest to form a viable interscholastic team based on participation on an intramural team or community recreation teams?	No		No
3. For a sport <u>not</u> currently offered, is there sufficient interest to form a viable interscholastic team based on student responses from the interscholastic survey?	Yes		Yes
4. For a sport currently offered at the varsity level only, is there sufficient interest to form a viable team for a junior varsity, or freshman team that is not currently offered?	No		No
5. For a sport currently offered at the junior varsity or freshman level is there sufficient interest to form a varsity team not currently offered?	No		No
6. If you answered YES to question (1), (2), (3), (4), or (5), are there enough high schools in your geographic area offering the sport (at the appropriate level) to allow for the development of a reasonable schedule of competition?	Yes		Yes

Principal's Signature: Gary Meredith Date: 4-9-03

2002-2003
ACCOMODATION OF INTERESTS AND ABILITIES+
SUMMARY PROGRAM CHART 4

Levels of Competition Test One

		Column 1	Column 2	Column 3
Girls	Team Levels	Number of Teams Currently Offered	Number of Participants	Percentage of Participants at Each Level
Row 1	varsity:	6	89	57%
Row 2	j.v.:	3	41	30%
Row 3	frosh:	2	18	13%
Row 4	total:		148	100%
Boys				
Row 5	varsity:	6	108	68%
Row 6	j.v.:	2	40	26%
Row 7	frosh:	1	9	6%
Row 8	total:		157	100%

- 1) Column 1, list the number of interscholastic teams offered for girls and boys at each competitive level; varsity, junior varsity, and freshman. (Refer to Form T-2, Accommodation of Interests and Abilities, Summary Program Chart 2, Column 1.)
- 2) For Column 2, list the number of participants at each level. For girls, total the entries in Rows 1, 2, and 3 into Row 4. For boys, total the entries in Rows 5, 6, and 7 into Row 8. (Refer to Form T-2, Accommodation of Interests and Abilities, Summary Program Chart 2, Column 2.)
- 3) For Column 3, calculate the percentage of female and male participants at each level.
For girls' varsity, junior varsity, and frosh, respectively:
 - Divide Column 2, Row 1 by Column 2, Row 4, and place the percentage in Column 3, Row 1.
 - Divide Column 2, Row 2 by Column 2, Row 4, and place the percentage in Column 3, Row 2.
 - Divide Column 2, Row 3 by Column 2, Row 4, and place the percentage in Column 3, Row 3.
 -
 For boys' varsity, junior varsity, and frosh, respectively:
 - Divide Column 2, Row 5 by Column 2, Row 8, and place the percentage in Column 3, Row 5.
 - Divide Column 2, Row 6 by Column 2, Row 8, and place the percentage in Column 3, Row 6.
 - Divide Column 2, Row 7 by Column 2, Row 8, and place the percentage in Column 3, Row 7.

Principal's Signature: Gary Meredith Date: 4-9-03

**2002-2003
BUDGETED AND ACTUAL EXPENDITURES - PROGRAM COMPARISON CHART
TO INCLUDE BOOSTER CLUB FUNDING**

	equipment and supplies		travel		awards		coaches' salaries (to include supplemental and extended employment)		facilities improvements		publications (if sport-specific)	
	B	E	B	E	B	E	B	E	B	E	B	E
G basketball	4,375.00	6,542.00		1,082.00		414.00	\$3,850 + \$3,850 + 10 days					
B basketball	4,375.00	6,700.94		5,591.49		414.00	\$3,850 + \$3,850 + 10 days					
G softball	2,675.00	2,941.00		130.00		215.00	\$1,900 + \$1,900 + 3 days					
B baseball	2,675.00	3,115.00		210.00		230.00	\$1,900 + \$1,900 + 3 days					
G cross country	1,050.00	830.89		2,995.00		281.73	\$2,850					
B cross country	1,050.00	830.89		2,995.00		281.73	Boys & Girls					
G golf	1,337.50	1,225.00		1,281.25		373.00	\$2,000					
B golf	1,337.50	1,225.00		1,281.25		373.00	\$2,000					
G soccer												
B soccer												
G swimming												
B swimming												

1. Budget and expenditures on this 2002-2003 year report due by April 15, 2003, should reflect the total monies budgeted and spent for the entire year of 2001-2002 ending June 30, 2002.
2. "B" is for budgeted dollar amounts and "E" is for actual dollar expenditures.
3. Booster Club Funding/Contributions must be included in the expenditures total.

Principal's Signature: Sony Muehlth Date: 4-9-03

**2002-2003
BUDGETED AND ACTUAL EXPENDITURES - PROGRAM COMPARISON CHART 2
TO INCLUDE BOOSTER CLUB FUNDING**

Teams	equipment and supplies		travel		awards		coaches' salaries (to include supplemental and extended employment)		facilities improvements		publications (if sport-specific)	
	B	E	B	E	B	E	B	E	B	E	B	E
G track	1,337.50	1,242.00		385.00		274.22	1,425.00	1,425.00				
B track	1,337.50	1,242.00		385.00		274.22	1,425.00	1,425.00				
G tennis												
B tennis												
G volleyball	2,763.35	4,250.00		286.00		420.31	2,000.00	2,000.00				
B wrestling												
G (list sport)												
B (football)	7,200.00	9,543.25		2,116.75		726.00	3,850 + 10 days	3,850 + 10 days				
G (list sport)												
B (list sport)												

1. Budget and expenditures on this 2002-2003 year report due by April 15, 2003, should reflect the total monies budgeted and spent for the entire year of 2001-2002 ending June 30, 2002.
2. "B" is for budgeted dollar amounts and "E" is for actual dollar expenditures.
3. Booster Club Funding/Contributions must be included in the expenditures total.

Principal's Signature: *Gary Meredith* Date: 4-9-03

**2002-2003
TITLE IX
CORRECTIVE ACTION PLAN**

School Name: Edmonson County
 School Year: 2002-2003
 Principal's Signature: Gary Meredith
 Date: 4/9/03

To complete this form, indicate the intended area which needs corrective action, the suggested change and time table for implementation. You may copy this form as needed. Please attach corrective action plans along with audit forms and submit by April 15, 2003.

ITEM FOR CORRECTION	SUGGESTED CHANGE	TIME TABLE FOR CORRECTIVE ACTION
Investigate Addition of Soccer	Addition of Boys & Girls Soccer	Develop organizational meetings for team formation before June 1, 2003.
Investigate Addition of Tennis	Addition of Boys & Girls Tennis	Develop organizational meetings for team formation before June 1, 2003.

* An explanation (status report) is needed for all areas identified previously as items for correction as well as all areas currently identified as items for correction. This form shall be typed.

Principal's Signature: Gary Meredith Date: 4-9-03

Edmonson County High School Items to Remember Concerning Title IX Compliance

In the last five years, the Edmonson County School District has:

1. Added Girl's Volleyball at the Varsity, Junior Varsity, and Freshmen levels.
2. Constructed both Softball and Baseball Concession and Bathroom facilities that are identical.
3. Constructed a new Softball field that is comparable to the Baseball field.
4. Developed a Booster Club Statement of Agreement between booster clubs and Edmonson County High School using the draft agreement provided by the KHSAA as a model for this agreement.

2002-2003 KHSAA TITLE IX ATHLETICS AUDIT

KHSAA
Form T41
Rev. 9/02

Checklist - Overall Interscholastic Athletics Program

Areas of Compliance	ADVANTAGE TO (Respond based on Internal Evaluation by checking the appropriate column.)		
	GIRLS' PROGRAM	BOYS' PROGRAM	NEITHER PROGRAM
OPPORTUNITIES			
Accommodation of Interest and Abilities			X
BENEFITS			
Equipment and Supplies			X
Scheduling of Games and Practice Time			X
Travel and Per Diem Allowances			X
Coaching			X
Locker Rooms, Practice and Competitive Facilities			X
Medical and Training Facilities and Services			X
Publicity			X
Support Services			X
Athletic Scholarships			X
Tutoring			X
Housing and Dining Facilities and Services			X
Recruitment of Student Athletes			X

Principal's Signature: *Gary Meredith* Date: 4-9-03

2002-2003 INTERSCHOLASTIC ATHLETICS SURVEY
Summary of Student Responses

School Name: Edmonson County
School Enrollment: 584 9-12, 432 9-11
Date: March 24, 2003
Completed By: Brian Alexander, Athletic Dir.

Instructions:

1. Summarize the Student Athletics Interest Surveys Form T-61 by listing the total number of responses on the line next to each sport.
2. Under the Other Category please provide a listing of the sports as well as the number of students who are interested in participating.
3. Please sign and date the Summary Form (T-63) and mail the Summary Form only to the KHSAA by April 15, 2003. Do not mail the student surveys (Form T-61). However, these Forms should be maintained in your files in the event they are requested subsequently.

382 Number of Surveys
360 Total Returned
9-11 Grades Surveyed

How Was The Survey Administered? Survey was given to all 9, 10, 11 grades in attendance on 3/11/03 during 3rd block.
(e.g. was it given in all English classes, or all home rooms, or advisee/advisor?)

Fall Sports (List Total Number of Participation Responses)

5 Cross Country (Girls)
11 Cross Country (Boys)
3 Field Hockey (Girls)
58 Football (Boys)
1 Golf (Girls)
14 Golf (Boys)
52 Soccer (Girls)
17 Soccer (Boys)
44 Volleyball (Girls)
7 Volleyball (Boys)

Winter Sport (List Total Number of Participation Responses)

24 Basketball (Girls)
42 Basketball (Boys)
41 Gymnastics (Girls)
5 Indoor Track (Girls)
4 Indoor Track (Boys)
38 Swimming & Diving (Girls)
18 Swimming & Diving (Boys)
45 Wrestling (Boys)

Spring Sport (List Total Number of Participation Responses)

<u>51</u>	Baseball (Boys)
<u>22</u>	Fast Pitch Softball (Girls)
<u>14</u>	Slow Pitch Softball (Girls)
<u>43</u>	Tennis (Girls)
<u>16</u>	Tennis (Boys)
<u>24</u>	Track (Girls)
<u>18</u>	Track (Boys)

Other Sports (From Student Survey T-61 Question 10)

Name of Sport	Number of Students Interested In Participating
<u>Soccer</u>	<u>36</u>
<u>Swimming</u>	<u>18</u>
<u>Boxing</u>	<u>15</u>
<u>Wrestling</u>	<u>15</u>
<u>Gymnastics</u>	<u>9</u>
<u> </u>	<u> </u>
<u> </u>	<u> </u>
<u> </u>	<u> </u>

Number of Students who participate in Intramural Sports.
(From Student Survey T-61 Question 5)

<u>Sport</u>	<u>Number</u>
<u>Basketball</u>	<u>25</u>
<u>Baseball</u>	<u>9</u>
<u>Football</u>	<u>6</u>
<u>Girl's Soccer</u>	<u>6</u>
<u>Motocross</u>	<u>6</u>
<u>Gymnastics</u>	<u>6</u>

List Intramural Sports students are interested in adding:
(From Student Survey T-61 Question 6)

<u>Sport</u>	<u>Number</u>
<u>Girl's Soccer</u>	<u>23</u>
<u>Boy's Soccer</u>	<u>7</u>
<u>Swimming</u>	<u>22</u>
<u>Wrestling</u>	<u>15</u>
<u>Boxing</u>	<u>13</u>
<u>Gymnastics</u>	<u>6</u>

Participation in Non-School Sports Activities
(From Student Survey T-61 Question 7)

<u>Sport</u>	<u>Number</u>
Basketball	25
Baseball	15
Softball	8
Football	8
Soccer	6
Gymnastics	6

Reasons for not participating in interscholastic athletics.
(From Survey Question 8)

<u>Response</u>	<u>Number</u>
25 I prefer other activities such as band, chorus, etc.	
41 I don't have time	
15 The practice schedules and game times are inconvenient	
43 The sport I like isn't offered	
8 It's too expensive	
6 I prefer to participate in club or intramural sports	
26 Working	
55 Other	



Dress requirements conflicting with religious beliefs was most prominent reason listed in the "other" category.

Student Suggestions to encourage participation

- Girls Soccer
- Updated Sports
- More Variety

Samy Meredith
Principal's Signature

4-9-03
Date





KENTUCKY HIGH SCHOOL ATHLETIC ASSOCIATION

TITLE IX

MEMBER SCHOOLS 2002-2003 ANNUAL REPORT FORMS

Submit to KHSAA
By April 15, 2003





**2002-2003 KENTUCKY HIGH SCHOOL ATHLETIC ASSOCIATION
ANNUAL VERIFICATION OF TITLE IX PROCEDURES**
(To be submitted by April 15, 2003 along with other required forms)

The Edmonson County High School, Brownsville, Kentucky
(Name of High School) (City)

certifies to the Kentucky High School Athletic Association that the following is an accurate and true representation of the facts surrounding compliance with 20 U.S.C. Sections 1681-1688, et. Seq. (also known as Title IX)

I certify the following provisions in accordance with records at the school contained in the permanent Title IX file, and to the best of my knowledge have completed the following tasks. (All boxes must be checked)

Established a gender equity committee at the high school. (list committee personnel and provide attachment if necessary)

Name	Address	Phone	Title
Mr. Darrell Cassady,	P.O. Box 129, Brownsville KY	(270) 597-2101,	Superintendent
Mr. Jeff Stice,	P.O. Box 129, Brownsville KY	(270) 597-2101,	Title IX Coord.
Mr. Gary Meredith,	220 High School Rd., Brownsville KY	(270) 597-2151,	Principal
Mr. Brian Alexander,	220 High School Rd., Brownsville KY	(270) 597-2151,	Athletic Dir.
Mr. Larry Starnes,	220 High School Rd., Brownsville KY	(270) 597-2151,	Asst. Athletic Dir.
Mr. Kevin Jackson,	220 High School Rd., Brownsville KY	(270) 597-2151,	Girls Basketball & Softball Coach
Ms. Peggy Meredith,	P.O. Box 99, Brownsville KY	(270) 597-2281,	Parent

Scheduled a minimum of three meetings during the 2002-2003 school year on the following dates:

- August 5, 2002
- February 28, 2003
- April 9, 2003

Designated the following person(s) as the Title IX coordinator for the school/district:

Name	Title	Address	Phone
Jeff Stice	Title IX Coordinator	P.O. Box 129 Brownsville, KY 42210,	(270) 597-2101

School personnel are continuing to make periodic reviews of the boys and girls athletics program reflected in the Corrective Action Plan.

In addition to the above information, the above referenced school maintains a complete permanent file relative to Title IX records including copies of the self-assessment audit, all corrective action plans, and other related materials.

Gary Meredith
Principal's Signature

4-9 2003
Date

Darrell Cassady
Superintendent Signature

Tommy Ritt
School Board Chairpersons' Signature

(Send original copy to KHSAA - Maintain duplicate in Title IX school folder)

Gender Equity Committee Continued

Mr. Mark Woosley	1304 Big Reedy Road Caneyville, KY	(270) 286-0057	Parent
Ms. Katrina Long	4179 Chalybeate School Road Bowling Green, KY	(270) 597-2549	Student
Mr. Daniel Skaggs	741 Indian Creek Road Brownsville, KY	(270) 597-2587	Student

2002-2003
ACCOMMODATION OF INTERESTS AND ABILITIES
SUMMARY PROGRAM CHART 1

KHSAA
 Form T1
 Rev. 9/02

Participation Opportunities Test One

		(Column 1)	(Column 2)	(Column 3)	(Column 4)
	Program	Enrollment	Percentage of Total Enrollment	Number of Interscholastic Participants (double and triple count)	Percentage of Total Participation
Row 1	GIRLS	278	48%	148	49%
Row 2	BOYS	306	52%	157	51%
Row 3	Totals	584	100%	305	100%

Instructions:

*Number of 8th grade students & below used in Column 4 calculations if applicable: 36

- 1) Determine the total number of girls enrolled, (place in Row 1, Column 1). Determine the total number of boys enrolled, (place in Row 2, Column 1).
- 2) Add the total number of girls and boys enrolled to determine total enrollment, (place in Row 3, Column 1).
- 3) Calculate the percentage of total enrollment that is female. (Divide Row 1, Column 1 by row 3, Column 1 and place in Row 1, Column 2.) Calculate the percentage of total enrollment that is male. (Divide Row 2, Column 1 by Row 3, Column 1 and place in Row 2, Column 2.) Note: Row 1, Column 2 plus Row 2, Column 2 should total 100%.
- 4) Ask the head coaches to review the most updated eligibility or squad lists for their teams. Ask coaches to confirm the names of those individuals who are on the team as of the first **date of competition**, and cross out the names of those who were cut from the team or quit the team prior to the first competitive event. Determine the total number of interscholastic athletics participants that are girls, (and place in Row 1, Column 3). In order to determine the total number of athletics participants, an individual should be counted each time he or she participates on a team. For example, if Jane Doe competes on the varsity volleyball team, the junior varsity volleyball team, the junior varsity basketball team, and the varsity softball team, she should be counted as four participants (**do not include club or intramural sports participants, cheerleaders, dance teams, or pom squads**). Calculate the same way for boys and girls. * In addition, should 8th grade students and below play on a Freshman, Junior Varsity, or Varsity team, they should also be counted for each team and sport on which they participate. If applicable, please asterisk the above notation as to how many 8th grade students & below are included in the totals. Using the same procedure, determine the total number of interscholastic athletic participants that are boys, (and place in Row 2, Column 3). Add Row 1, Column 3 plus Row 2, Column 3 to get total participants and place in Row 3, Column 3.
- 5) Calculate the percentage of female participation. (Row 1, Column 3 divided by Row 3, Column 3 and place in Row 1, Column 4.) Calculate the percentage of male participation. (Row 2, Column 3 divided by Row 3, Column 3 and place in Row 2, Column 4.) Note: Row 1, Column 4 plus Row 2, Column 4 should total 100%.

Note: While being within three percent is not a formal compliance standard; if the percent listed in Row 1, Column 4 is within 3% of Row 1, Column 2, then it provides a good target within which compliance is likely.

Principal's Signature: Sandy Meredith Date: 4-9-03

ACCOMMODATION OF INTERESTS AND ABILITIES
SUMMARY PROGRAM CHART 2

Participation Opportunities Test Two

		Column 1	Column 2	Column 3	Column 4	Column 5	
Program		Number of Teams Currently Offered	Number of Participants	Number of Teams Added in Last Five Years	Number of Participants Added in Last Five Years	Percent of Total Participation By Sex Added in Last 5 Years	
GIRLS	Row 1	varsity:	6	89	1	21	
	Row 2	j.v.:	3	41	1	12	
	Row 3	frosh:	2	18	1	7	
	Row 4	total:	11	148	3	40	27%
BOYS	Row 5	varsity:	6	108	0	0	
	Row 6	j.v.:	2	40	0	0	
	Row 7	frosh:	1	9	0	0	
	Row 8	total:	9	157	0	0	0%

- 1) For Column 1, list the number of interscholastic teams offered for girls and boys at each competitive level (varsity, junior varsity, and freshman). For girls, total each of the entries in Rows 1, 2, and 3 into Row 4. For boys, total Rows 5, 6, and 7 into Row 8.
- 2) For Column 2, list the number of participants at each level. For girls, total each of the entries in Rows 1, 2, and 3 into Row 4. For boys, total Rows 5, 6, and 7 into Row 8. **Note:** The totals in Row 4 for girls and in Row 8 for boys must be the same as the totals in Form T-1, Column 3, Rows 1 and 2 respectively.
- 3) For Column 3, list the number of interscholastic teams that have been added in the last five years at each competitive level. Count each team added during the 5 year period only one time. e.g. Girl's junior varsity soccer was added 3 years ago, count the team only once, not 3 times. For girls, total the entries in Rows 1, 2, and 3 into Row 4. For boys, total Rows 5, 6, and 7 into Row 8.
- 4) For Column 4, list the number of participants that are currently on each level of the teams that were added in the last five years. If a team was added previously but no longer exists, there are no current participants to be added for that team. For girls, total the entries in Rows 1, 2, and 3 into Row 4. For boys, total Rows 5, 6, and 7 into Row 8.
- 5) For Column 5, calculate the percentage of participants that have been added in the last five years. For girls, take the number in Column 4, Row 4 and divide by the number in Column 2, Row 4. For boys, take the number in Column 4, Row 8 and divide it by the number in Column 2, Row 8.

Note: If the percentage of current participants added in the last five years is 25% or greater, compliance with test two may be possible. If less than 25%, then compliance with test three should be analyzed. **CAUTION:** 25% is not a formal compliance standard.

Principal's Signature: Sandy Meredith Date: 4-9-03

2002-2003
ACCOMMODATION OF INTERESTS AND ABILITIES
SUMMARY PROGRAM CHART 3

Participation Opportunities Test Three

For any question answered "YES" identify the respective sport(s).

	GIRLS (Yes / No)	BOYS (Yes / No)
1. For a sport not currently played at the interscholastic level (varsity, junior varsity, or freshman) in your school, is there an intramural team offered for that sport?	No	No
2. For a sport <u>not</u> currently offered in your interscholastic athletics program, is there sufficient interest to form a viable interscholastic team based on participation on an intramural team or community recreation teams?	No	No
3. For a sport <u>not</u> currently offered, is there sufficient interest to form a viable interscholastic team based on student responses from the interscholastic survey?	Yes	Yes
4. For a sport currently offered at the varsity level only, is there sufficient interest to form a viable team for a junior varsity, or freshman team that is not currently offered?	No	No
5. For a sport currently offered at the junior varsity or freshman level is there sufficient interest to form a varsity team not currently offered?	No	No
6. If you answered YES to question (1), (2), (3), (4), or (5), are there enough high schools in your geographic area offering the sport (at the appropriate level) to allow for the development of a reasonable schedule of competition?	Yes	Yes

Principal's Signature: *Gary Meredith* Date: 4-9-03

2002-2003
ACCOMODATION OF INTERESTS AND ABILITIES+
SUMMARY PROGRAM CHART 4

Levels of Competition Test One

		Column 1	Column 2	Column 3
Girls	Team Levels	Number of Teams Currently Offered	Number of Participants	Percentage of Participants at Each Level
Row 1	varsity:	6	89	57%
Row 2	j.v.:	3	41	30%
Row 3	frosh:	2	18	13%
Row 4	total:		148	100%
Boys				
Row 5	varsity:	6	108	68%
Row 6	j.v.:	2	40	26%
Row 7	frosh:	1	9	6%
Row 8	total:		157	100%

- 1) Column 1, list the number of interscholastic teams offered for girls and boys at each competitive level; varsity, junior varsity, and freshman. (Refer to Form T-2, Accommodation of Interests and Abilities, Summary Program Chart 2, Column 1.)
- 2) For Column 2, list the number of participants at each level. For girls, total the entries in Rows 1, 2, and 3 into Row 4. For boys, total the entries in Rows 5, 6, and 7 into Row 8. (Refer to Form T-2, Accommodation of Interests and Abilities, Summary Program Chart 2, Column 2.)
- 3) For Column 3, calculate the percentage of female and male participants at each level.
For girls' varsity, junior varsity, and frosh, respectively:
 - Divide Column 2, Row 1 by Column 2, Row 4, and place the percentage in Column 3, Row 1.
 - Divide Column 2, Row 2 by Column 2, Row 4, and place the percentage in Column 3, Row 2.
 - Divide Column 2, Row 3 by Column 2, Row 4, and place the percentage in Column 3, Row 3.
 -
 For boys' varsity, junior varsity, and frosh, respectively:
 - Divide Column 2, Row 5 by Column 2, Row 8, and place the percentage in Column 3, Row 5.
 - Divide Column 2, Row 6 by Column 2, Row 8, and place the percentage in Column 3, Row 6.
 - Divide Column 2, Row 7 by Column 2, Row 8, and place the percentage in Column 3, Row 7.

Principal's Signature: Sandy Meredith Date: 4-9-03

**2002-2003
BUDGETED AND ACTUAL EXPENDITURES - PROGRAM COMPARISON CHART
TO INCLUDE BOOSTER CLUB FUNDING**

	equipment and supplies		travel		awards		coaches' salaries (to include supplemental and extended employment)		facilities improvements		publications (if sport-specific)	
	B	E	B	E	B	E	B	E	B	E	B	E
G basketball	4,375.00	6,542.00		1,082.00		414.00	\$3,850 + \$3,850 + 10 days					
B basketball	4,375.00	6,700.94		5,591.49		414.00	\$3,850 + \$3,850 + 10 days					
G softball	2,675.00	2,941.00		130.00		215.00	\$1,900 + \$1,900 + 3 days					
B baseball	2,675.00	3,115.00		210.00		230.00	\$1,900 + \$1,900 + 3 days					
G cross country	1,050.00	830.89		2,995.00		281.73	\$2,850					
B cross country	1,050.00	830.89		2,995.00		281.73	Boys & Girls					
G golf	1,337.50	1,225.00		1,281.25		373.00	\$2,000					
B golf	1,337.50	1,225.00		1,281.25		373.00	\$2,000					
G soccer												
B soccer												
G swimming												
B swimming												

1. Budget and expenditures on this 2002-2003 year report due by April 15, 2003, should reflect the total monies budgeted and spent for the entire year of 2001-2002 ending June 30, 2002.
2. "B" is for budgeted dollar amounts and "E" is for actual dollar expenditures.
3. Booster Club Funding/Contributions must be included in the expenditures total.

Principal's Signature: Sony Muedith Date: 4-9-03

**2002-2003
BUDGETED AND ACTUAL EXPENDITURES - PROGRAM COMPARISON CHART 2
TO INCLUDE BOOSTER CLUB FUNDING**

Teams	equipment and supplies		travel		awards		coaches' salaries (to include supplemental and extended employment)		facilities improvements		publications (if sport-specific)	
	B	E	B	E	B	E	B	E	B	E	B	E
G track	1,337.50	1,242.00		385.00		274.22	1,425.00	1,425.00				
B track	1,337.50	1,242.00		385.00		274.22	1,425.00	1,425.00				
G tennis												
B tennis												
G volleyball	2,763.35	4,250.00		286.00		420.31	2,000.00	2,000.00				
B wrestling												
G (list sport)												
B (football)	7,200.00	9,543.25		2,116.75		726.00	3,850 + 10 days	3,850 + 10 days				
G (list sport)												
B (list sport)												

- Budget and expenditures on this 2002-2003 year report due by April 15, 2003, should reflect the total monies budgeted and spent for the entire year of 2001-2002 ending June 30, 2002.
- "B" is for budgeted dollar amounts and "E" is for actual dollar expenditures.
- Booster Club Funding/Contributions must be included in the expenditures total.

Principal's Signature: *Sandy Meredith* Date: 4-9-03

**2002-2003
TITLE IX**

CORRECTIVE ACTION PLAN

School Name: Edmonson County

School Year: 2002-2003

Principal's Signature: *Gary Meredith*

Date: 4/9/03

To complete this form, indicate the intended area which needs corrective action, the suggested change and time table for implementation. You may copy this form as needed. Please attach corrective action plans along with audit forms and submit by April 15, 2003.

ITEM FOR CORRECTION	SUGGESTED CHANGE	TIME TABLE FOR CORRECTIVE ACTION
Investigate Addition of Soccer	Addition of Boys & Girls Soccer	Develop organizational meetings for team formation before June 1, 2003.
Investigate Addition of Tennis	Addition of Boys & Girls Tennis	Develop organizational meetings for team formation before June 1, 2003.

An explanation (status report) is needed for all areas identified previously as items for correction as well as all areas currently identified as items for correction. This form shall be typed.

Principal's Signature: *Gary Meredith*

Date: 4-9-03

Edmonson County High School Items to Remember Concerning Title IX Compliance

In the last five years, the Edmonson County School District has:

1. Added Girl's Volleyball at the Varsity, Junior Varsity, and Freshmen levels.
2. Constructed both Softball and Baseball Concession and Bathroom facilities that are identical.
3. Constructed a new Softball field that is comparable to the Baseball field.
4. Developed a Booster Club Statement of Agreement between booster clubs and Edmonson County High School using the draft agreement provided by the KHSAA as a model for this agreement.

2002-2003 KHSAA TITLE IX ATHLETICS AUDIT

KHSAA
Form T41
Rev. 9/02

Checklist - Overall Interscholastic Athletics Program

Areas of Compliance	ADVANTAGE TO (Respond based on Internal Evaluation by checking the appropriate column.)		
	GIRLS' PROGRAM	BOYS' PROGRAM	NEITHER PROGRAM
OPPORTUNITIES			
Accommodation of Interest and Abilities			X
BENEFITS			
Equipment and Supplies			X
Scheduling of Games and Practice Time			X
Travel and Per Diem Allowances			X
Coaching			X
Locker Rooms, Practice and Competitive Facilities			X
Medical and Training Facilities and Services			X
Publicity			X
Support Services			X
Athletic Scholarships			X
Tutoring			X
Housing and Dining Facilities and Services			X
Recruitment of Student Athletes			X

Principal's Signature: *Gary Meredith* Date: 4-9-03



2002-2003 INTERSCHOLASTIC ATHLETICS SURVEY

Summary of Student Responses

School Name: Edmonson County
School Enrollment: 584 9-12, 432 9-11
Date: March 24, 2003
Completed By: Brian Alexander, Athletic Dir.

Instructions:

1. Summarize the Student Athletics Interest Surveys Form T-61 by listing the total number of responses on the line next to each sport.
2. Under the Other Category please provide a listing of the sports as well as the number of students who are interested in participating.
3. Please sign and date the Summary Form (T-63) and mail the Summary Form only to the KHSAA by April 15, 2003. Do not mail the student surveys (Form T-61). However, these Forms should be maintained in your files in the event they are requested subsequently.

382 Number of Surveys
360 Total Returned
9-11 Grades Surveyed

How Was The Survey Administered? Survey was given to all 9, 10, 11 grades in
(e.g. was it given in all English classes, or all home rooms, or advisee/advisor?) attendance on 3/11/03
during 3rd block.

Fall Sports (List Total Number of Participation Responses)

5 Cross Country (Girls)
11 Cross Country (Boys)
3 Field Hockey (Girls)
58 Football (Boys)
1 Golf (Girls)
14 Golf (Boys)
52 Soccer (Girls)
17 Soccer (Boys)
44 Volleyball (Girls)
7 Volleyball (Boys)

Winter Sport (List Total Number of Participation Responses)

24 Basketball (Girls)
42 Basketball (Boys)
41 Gymnastics (Girls)
5 Indoor Track (Girls)
4 Indoor Track (Boys)
38 Swimming & Diving (Girls)
18 Swimming & Diving (Boys)
45 Wrestling (Boys)

Spring Sport (List Total Number of Participation Responses)

<u>51</u>	Baseball (Boys)
<u>22</u>	Fast Pitch Softball (Girls)
<u>14</u>	Slow Pitch Softball (Girls)
<u>43</u>	Tennis (Girls)
<u>16</u>	Tennis (Boys)
<u>24</u>	Track (Girls)
<u>18</u>	Track (Boys)

Other Sports (From Student Survey T-61 Question 10)

Name of Sport	Number of Students Interested In Participating
<u>Soccer</u>	<u>36</u>
<u>Swimming</u>	<u>18</u>
<u>Boxing</u>	<u>15</u>
<u>Wrestling</u>	<u>15</u>
<u>Gymnastics</u>	<u>9</u>
<u> </u>	<u> </u>
<u> </u>	<u> </u>
<u> </u>	<u> </u>

Number of Students who participate in Intramural Sports.
(From Student Survey T-61 Question 5)

<u>Sport</u>	<u>Number</u>
<u>Basketball</u>	<u>25</u>
<u>Baseball</u>	<u>9</u>
<u>Football</u>	<u>6</u>
<u>Girl's Soccer</u>	<u>6</u>
<u>Motocross</u>	<u>6</u>
<u>Gymnastics</u>	<u>6</u>

List Intramural Sports students are interested in adding:
(From Student Survey T-61 Question 6)

<u>Sport</u>	<u>Number</u>
<u>Girl's Soccer</u>	<u>23</u>
<u>Boy's Soccer</u>	<u>7</u>
<u>Swimming</u>	<u>22</u>
<u>Wrestling</u>	<u>15</u>
<u>Boxing</u>	<u>13</u>
<u>Gymnastics</u>	<u>6</u>

Participation in Non-School Sports Activities
(From Student Survey T-61 Question 7)

<u>Sport</u>	<u>Number</u>
<u>Basketball</u>	<u>25</u>
<u>Baseball</u>	<u>15</u>
<u>Softball</u>	<u>8</u>
<u>Football</u>	<u>8</u>
<u>Soccer</u>	<u>6</u>
<u>Gymnastics</u>	<u>6</u>

Reasons for not participating in interscholastic athletics.
(From Survey Question 8)

<u>Response</u>	<u>Number</u>
<u>25</u> I prefer other activities such as band, chorus, etc.	
<u>41</u> I don't have time	
<u>15</u> The practice schedules and game times are inconvenient	
<u>43</u> The sport I like isn't offered	
<u>8</u> It's too expensive	
<u>6</u> I prefer to participate in club or intramural sports	
<u>26</u> Working	
<u>55</u> Other	
<u>Dress requirements conflicting with religious beliefs was most prominent reason listed in the "other" category.</u>	

Student Suggestions to encourage participation

- Girls Soccer
- Updated Sports
- More Variety

Sandy Meredith
Principal's Signature

4-9-03
Date